



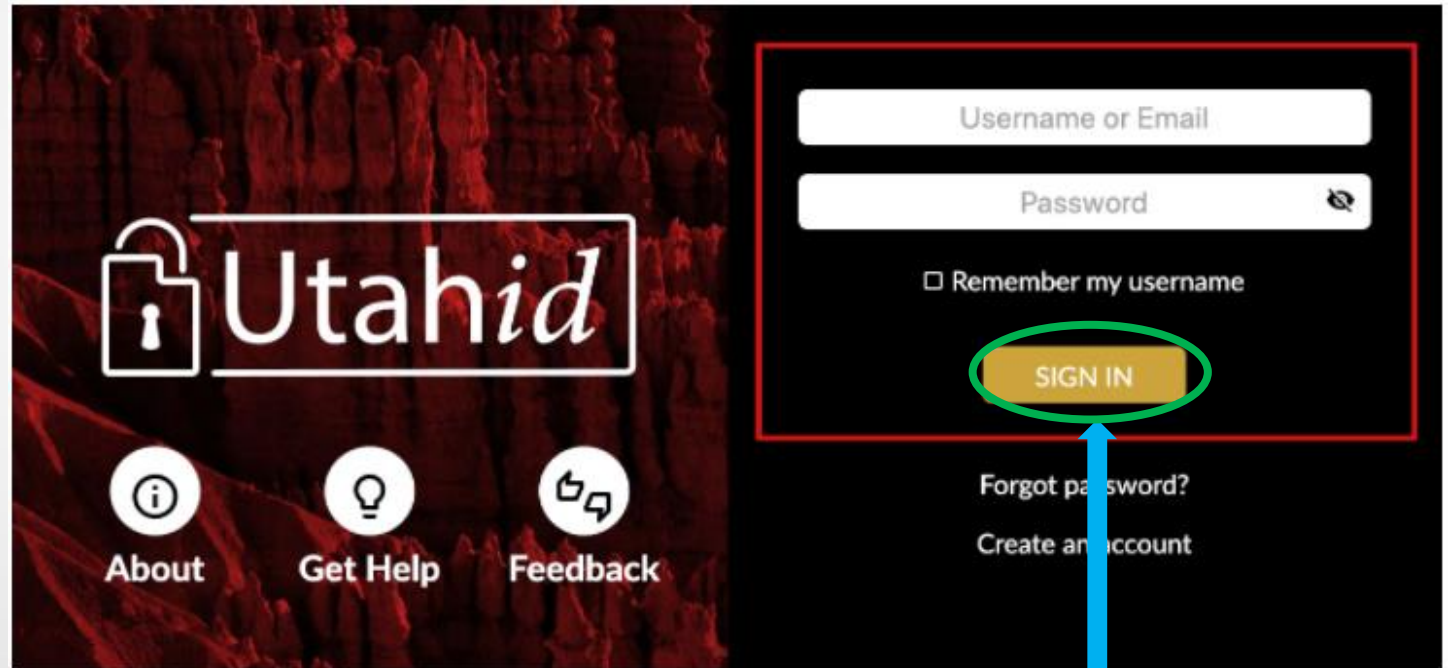
Controlled Substance Database

Utah's Prescription Drug Monitoring Program

How to Change/Update Your Password

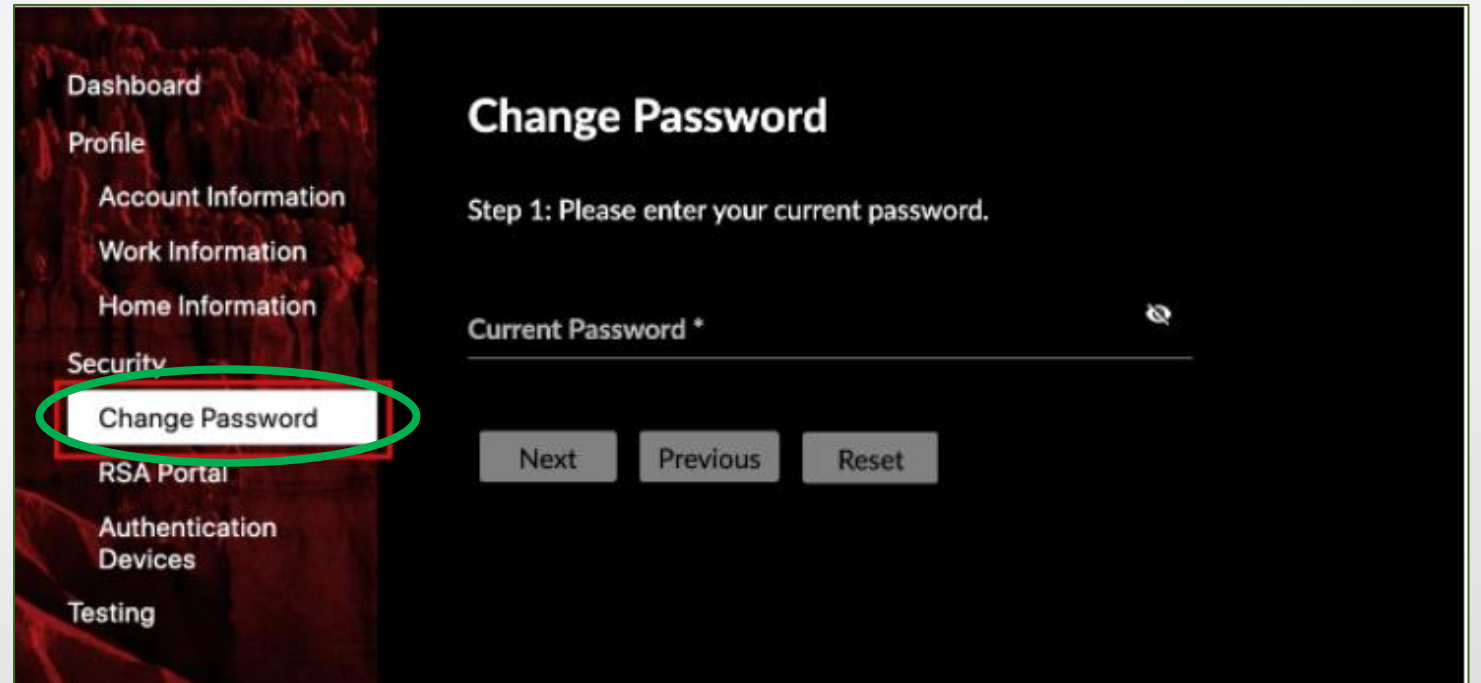
How to Reset Your Password If You **DO** Know Your Current Password

- 1- Log in to your account by typing: <https://id.utah.gov/>
- 2- Enter your user name or email address
- 3- Enter your password



Click 'Sign In'

4-Click on Change password



5- Type in your current password

Dashboard
Profile
Account Information
Work Information
Home Information
Security
Change Password
RSA Portal
Authentication Devices
Testing

Change Password

Step 1: Please enter your current password.

Current Password *

Next Previous Reset

Click 'Next'

6- Type in your new password

7- Confirm New Password

Change Password

RSA Portal

Authentication Devices

Testing

- ✓ Uppercase
- ✓ Lowercase
- ✓ Number
- ✗ Special
- ✓ Not same as current password
- ✓ Between 8 and 128 characters long
- ✓ Not contain name, username, etc.

New Password *

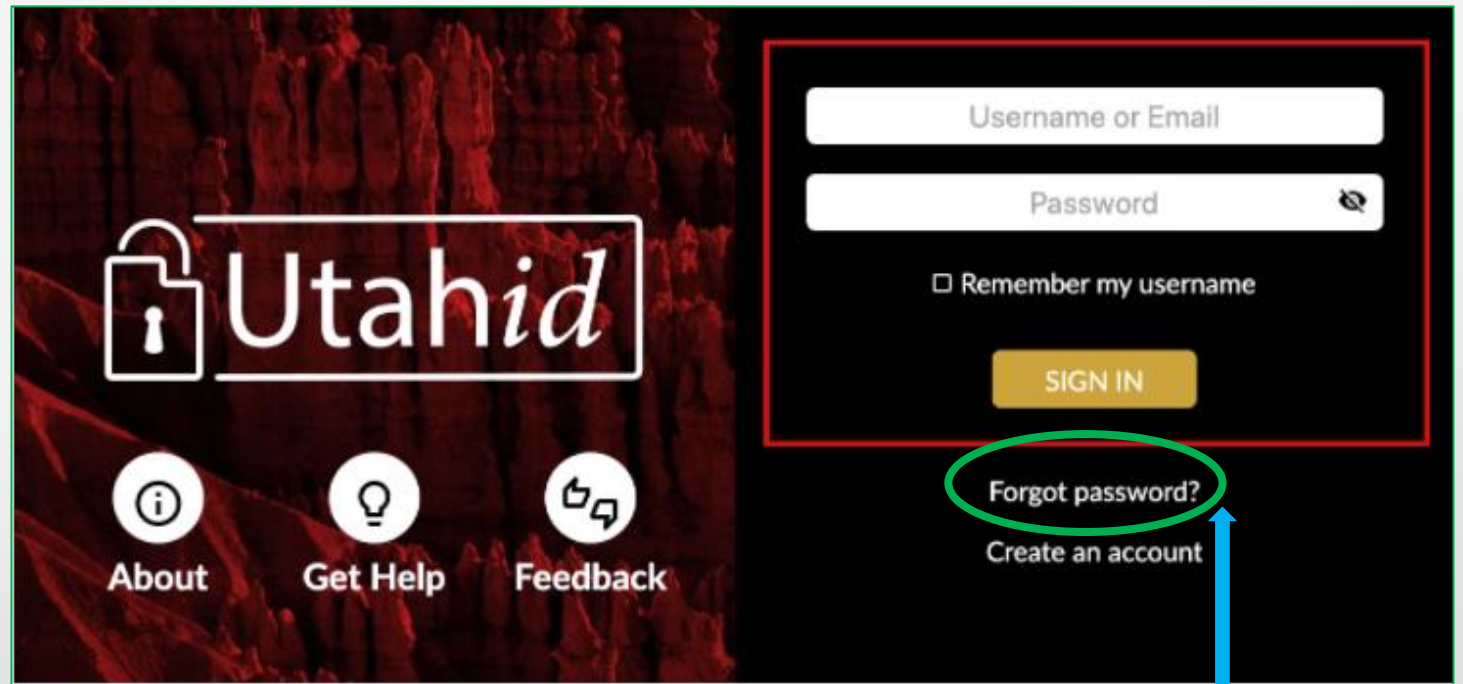
Confirm New Password *

Save Previous Reset

Select 'Save'

How to Reset Your Password If You **DO NOT** Know Your Current Password

1- In your web browser type in : <https://id.utah.gov/>



Click 'Forgot Password'

2-Enter your Utah ID
username or email address

3-Enter your last name

*** if you do not know your
Utah ID username or email
address, please call technical
services at 801.538.5770 for
assistance*

Password Reset

We need to collect several pieces of information from you before you can reset your password.

Username/Email

Last Name

Continue

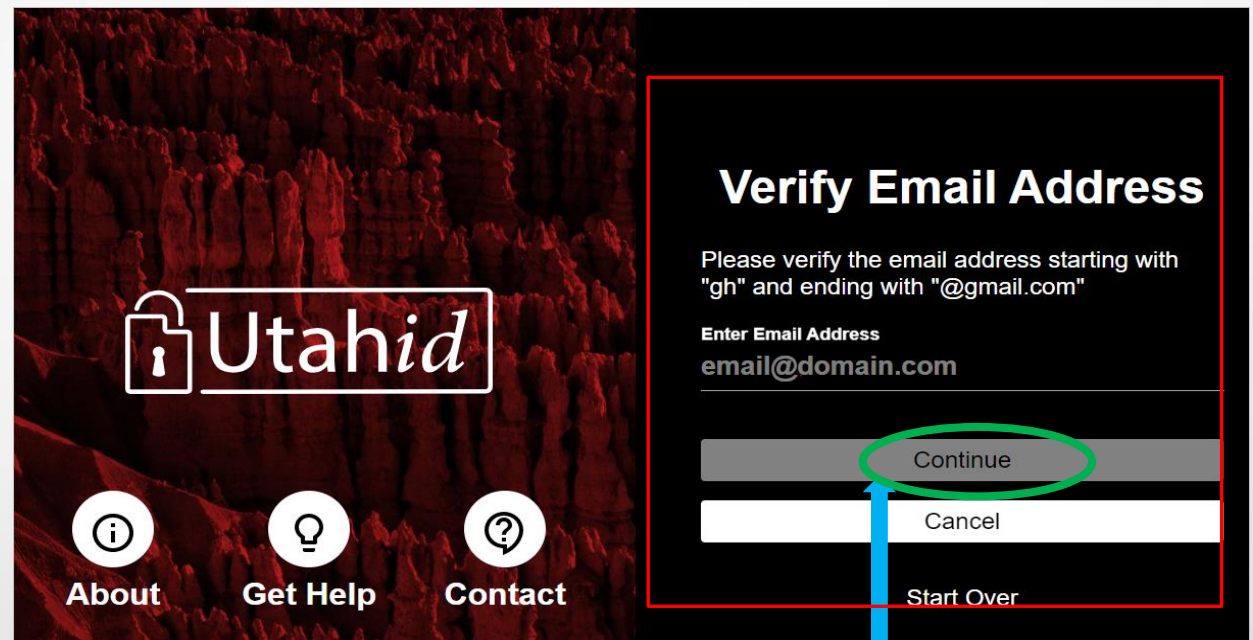
Return to Sign In

About Get Help Feedback

Click 'Continue'

4- Verify your email address if you set up this method as your method of contact during your UtahID creation

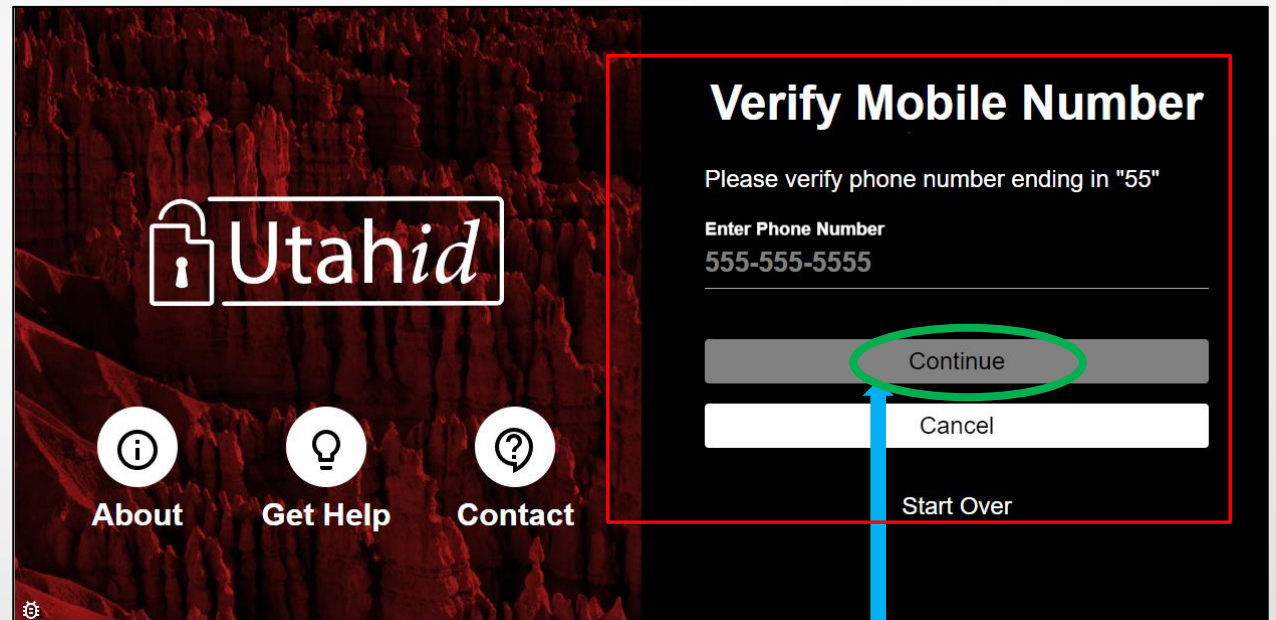
*** if you do not know the email address you used, please call technical services at 801.538.5770 for assistance*



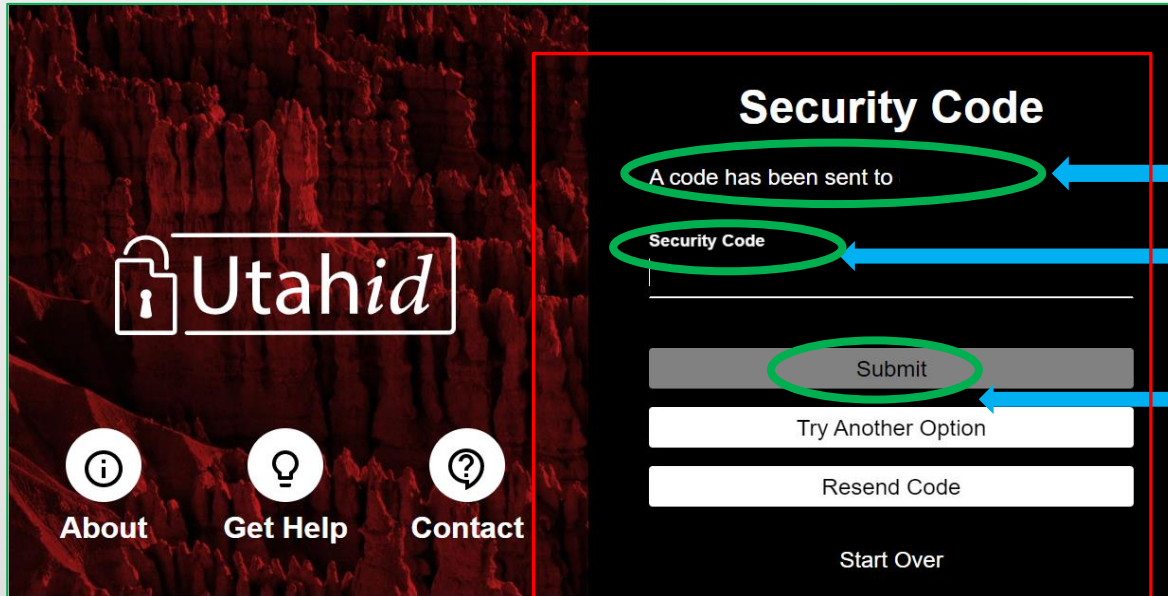
Click 'Continue'

5- Enter your mobile number if you set up text via mobile as your method of contact during your UtahID creation

*** if you do not know the mobile number you used, please call technical services at 801.538.5770 for assistance*



Click 'Continue'

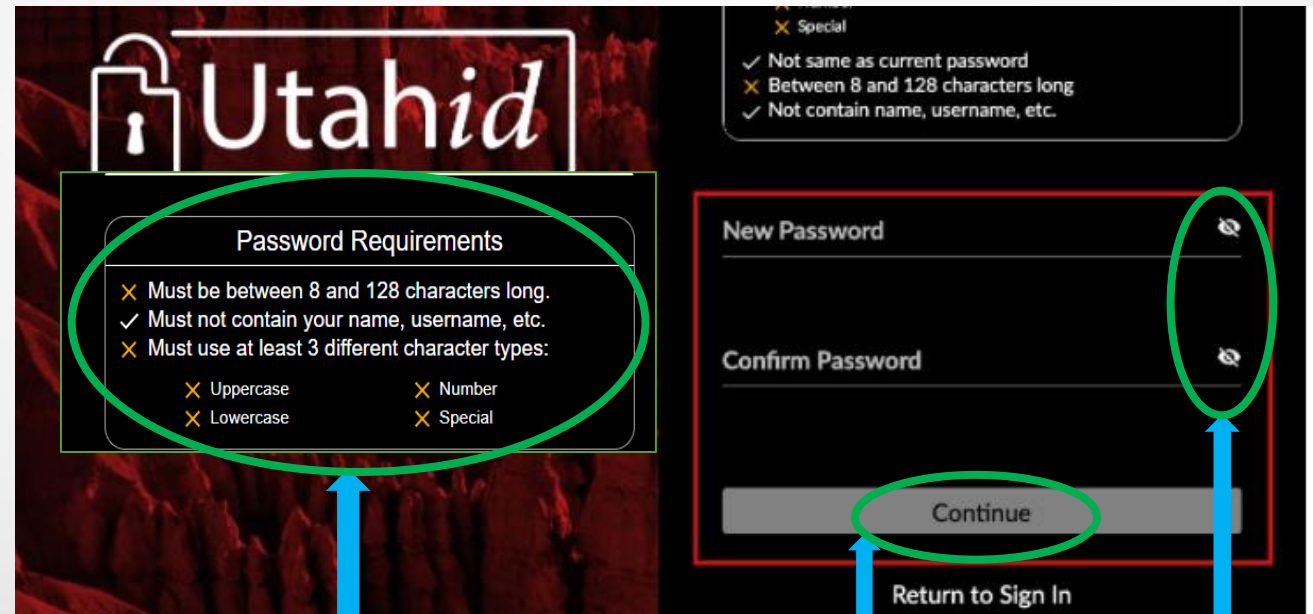


Your mobile # or email address will appear here

Enter your security code here

Click Submit

- 6- Type in your new password
- 7- Confirm Password

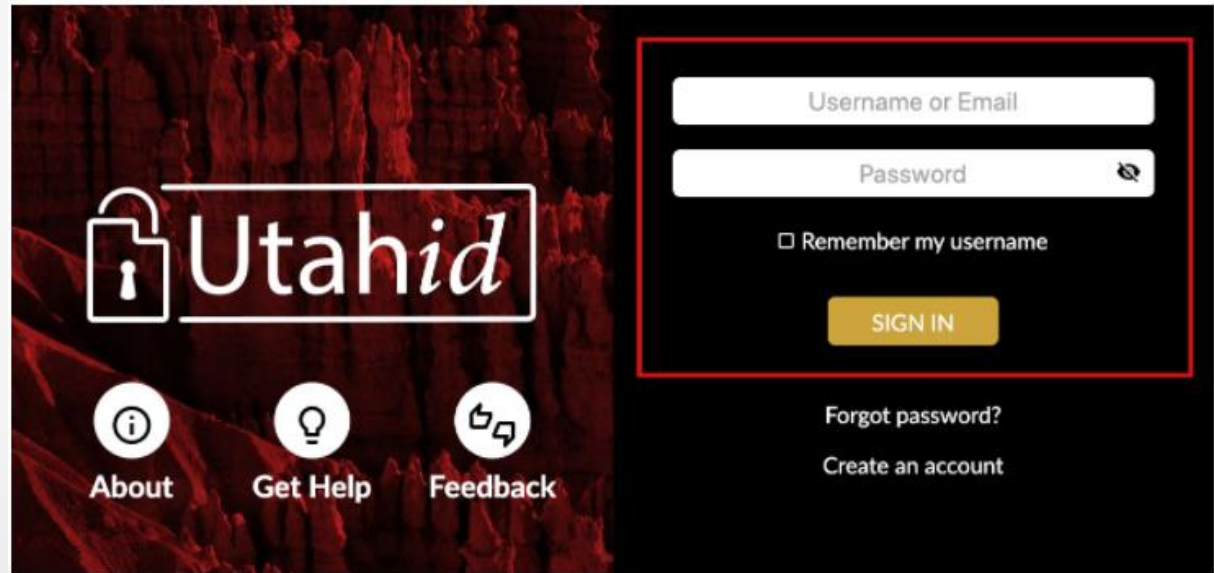


Password Requirements Policy

Click 'Continue'

Click here to view your password

- 8- Your password is reset now
- 9- Login by typing your username and new password



Password Expiration Policy

Your email or text will look like this

- Your password will expire after 90 days
- Approximately 1-2 weeks before your 90-day password expiration, you will receive a reminder email or text
- Follow the link in the email or text and change your password
 - If you prefer, you may follow the instructions from slide #2 to 5 to change your password

Warning - Your UtahID Password is about to Expire

Utah-ID <NoReply@utah.gov>

Your Name

Please change your password before this date to avoid losing access.
To change your password, use the UtahID account maintenance page at <https://login.utah.gov/user/password>

Also, to ensure you are able to successfully recover access to your account if you forget your new password. Please check your account's information at <https://login.utah.gov/user/account>. Please enter either an 'Alternate Email Address' and/or a 'Cell Phone Number'.

For help with changing your password, view the instructions posted here <https://login.utah.gov/user/help/ChangePassword.html>

For help updating your contact information, see the instructions posted here <https://login.utah.gov/user/help/CheckPasswordRecovery.html>


Thanks,
The DTS Desktop Support and UtahID Teams.



For YouTube video instruction click the hyperlink
below:

Password Reset/Recovery

[https://idhelp.utah.gov/password-reset-
recovery.html](https://idhelp.utah.gov/password-reset-recovery.html)



For additional information/ assistance contact
Controlled Substance Database(CSD)

801-530-6220
csd@utah.gov

[CSD FAQs](#)